

# Griffin PS Learning Pack

EYFS

Remember to Tweet your  
work daily:

@griffinprimary

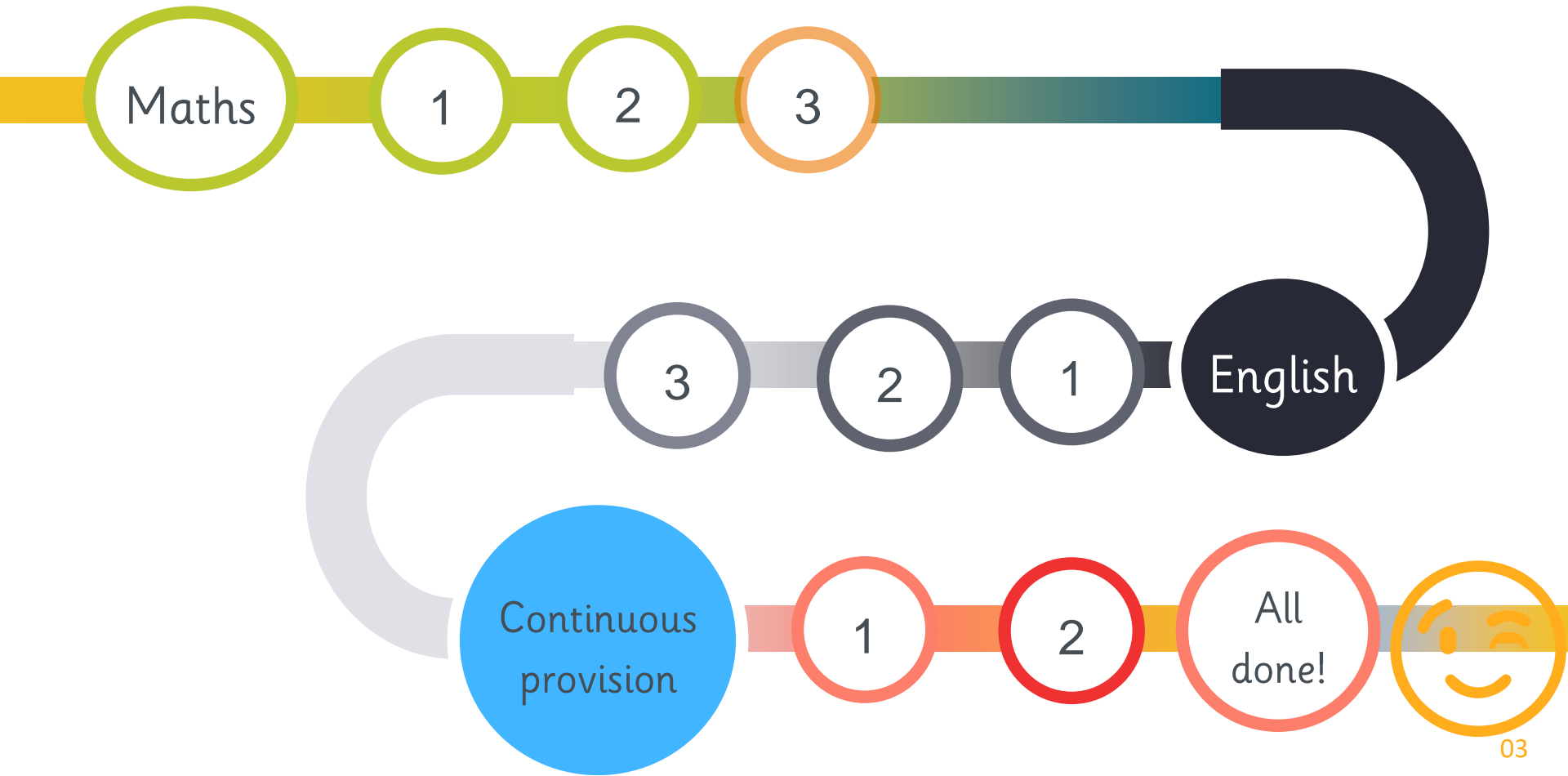
Plus do not forget the daily  
challenge:

#gpsdailychallenge



# Instructions for use

- **Work through the tasks, but remember to have breaks as you would do in school.**
- **Spend enough time to complete the task, but remember to have fun and time with your family too.**
- **We are still here to support you. Twitter is a great way to contact us.**
- **Remember to share your work with us on Tapestry.**



Maths

1

2

3

English

3

2

1

Continuous provision

1

2

All done!

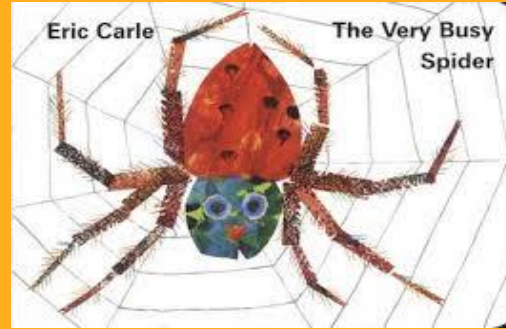


# English

This week in English we will be...



## The Very Busy Spider By Eric Carle:




Enjoy listening to the story “The Very Busy Spider” written by Eric Carle. He is the same author that wrote The Very Hungry Caterpillar.

<https://youtu.be/TfLOg-XRxnA>

Can you remember the animals from the story? Can you make the animal noises?

Reception: Can you create a story map showing what happened in the story?



# Lesson 2




Make some puppets

Can you make some animal puppets?



Can you make all 10 of the animals from the story? You will need paper, coloured pencils or felt-tip pens, some lolly sticks or straws and some sticky tape.

Reception: Can you use the puppets to retell the story? Don't forget to put your pictures and videos on Tapestry!





## Lesson 3



Wax resist magic painting:

Ask an adult to write some of the letters and sounds we have been learning on a large piece of paper using a white wax crayon or white wax candle.

Then use paint and a small paint brush to wash over the paper to reveal the hidden sounds! Can you say each of the letter sounds as you reveal them?

Reception: Maybe an adult could write some words for you to reveal too?





# Maths





# “ Lesson 1

Make your own clock



Can you make your own clock using a paper plate and a split pin? Can you carefully write the numbers 1-12 around the clock? Decorate your clock and hang it in your bedroom.

Reception: I wonder if you could move the hands on the clock to show 1 'o clock and 5 'o clock? Ask an adult to help you.

Take a photo of your clock and pop it on Tapestry!




## Lesson 2



Bug and animal number rhymes

Can you perform an animal number rhyme? What about 5 little speckled frogs?  
5 little ducks or 5 little monkeys?

Don't forget to upload your videos to Tapestry for us to see!



“

# Lesson 3



Ordering the animals from the story:

Can you write the numbers 1-10 and then draw each of the animals in order from the story “The Very Busy Spider”?

Which came first? Which came second?

Reception challenge: Can you write the animal names using your phonics too?



# Continuous provision

This week.....





# Lesson 1


## Homemade bubble wands

Make your own bubble wand!

You could use a stick with a pipe cleaner attached or use natural objects found in the garden or whilst out on a walk.

Ask an adult to mix up some liquid soap and water in a tray to make a bubble mixture.

Have fun blowing bubbles!





## Lesson 2



### Make a web

Make your own spider's web using a paper plate and some wool or string.

Use a holepunch to make holes around the edge of the plate and then carefully weave the wool across the plate to form a web.

Don't forget to add a toy spider!





Just for fun

Have fun doing trying some Spider Power Cosmic Yoga...

<https://youtu.be/fnO-IGEMOXk>

