Griffin PS Learning Pack

Remember to Tweet your work daily:

@griffinprimary

Plus do not forget the daily challenge:

#gpsdailychallenge

Instructions for use

- **Work through the tasks daily if possible, but remember to have breaks as you would do in school.**
- **Spend enough time to complete the task (around 30-40 minutes), but remember to have fun and time with your family too.**
- **We are still here to support you. Twitter is a great way to contact us.**

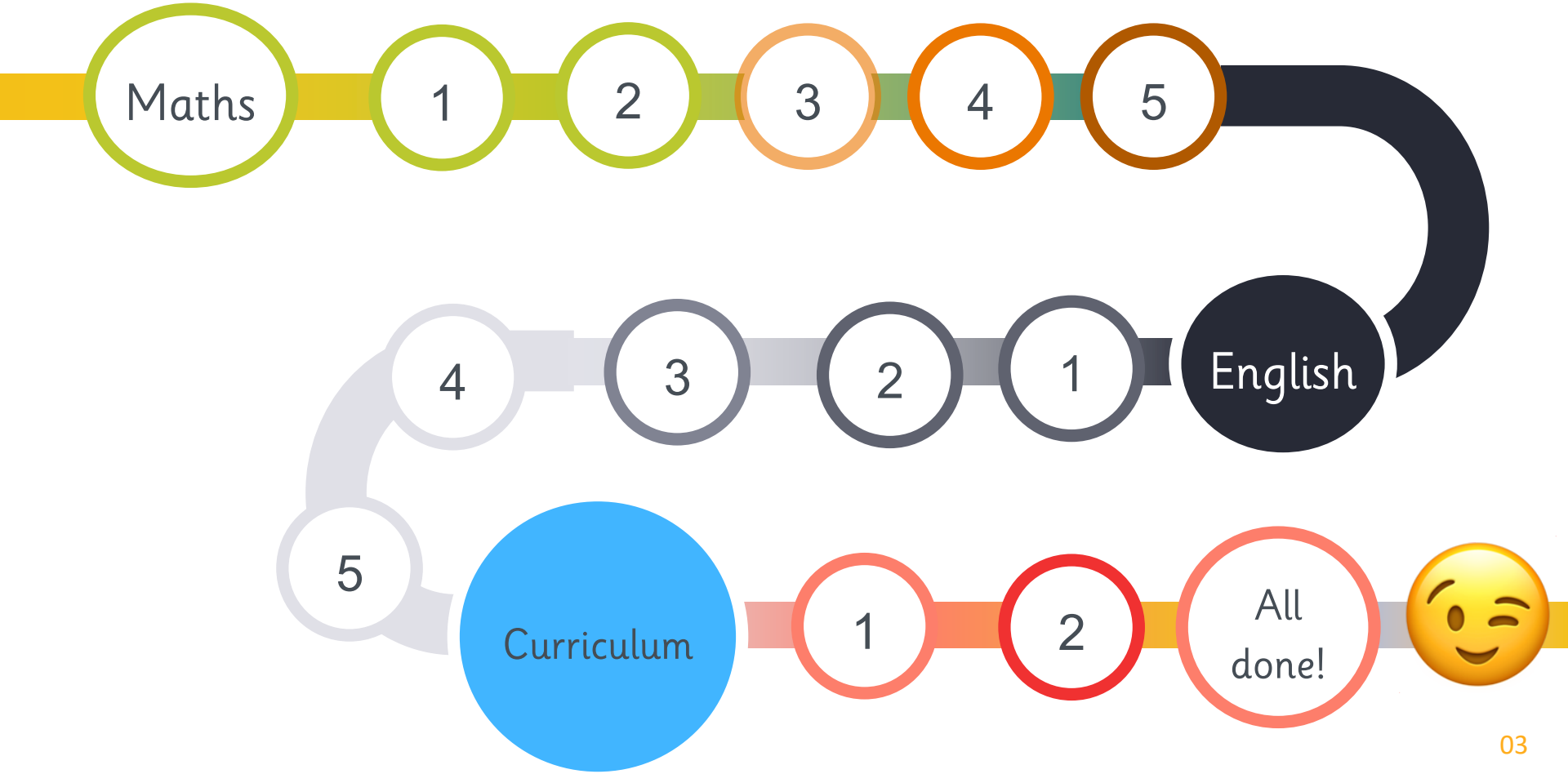
Maths
1
2
3
4
5
English
1
2
3
4
5
Curriculum
1
2
All done!

Maths

This week in maths we will be...

Maths Lesson 1

In Focus

How many crayons are there?

Group them in tens.

Let's Learn

1

1 ten

Count in tens.
10 ones = 1 ten

10

2 tens

20

3 tens

30

4 tens

40

5 tens

50

Guided Practice

Count.
Write in numbers.

1

2

3

4

5

Maths lesson 1 – Answers

Count.
Write in numbers.

1 70

2 33

3 67

4 76

5 100

Maths Lesson 2

Counting to 100

1 Circle to make tens.
Write the missing numbers.

(a)

☐ tens = ☐

(b)



☐ tens = ☐

Count in tens.
Write in numbers.

number of sticks	numbers
	50
	
	
	
	
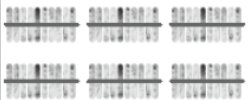	

Lesson 2 – Answers

Counting to 100

1 Circle to make tens.
Write the missing numbers.

(a)

2 tens = 20

(b)



7 tens = 70

2 Count in tens.
Write in numbers.

number of sticks	numbers
	50
	80
	90
	70
	100
	60

Lesson 3

Finding Tens and Ones

In Focus

There are 56 cubes.

What does the digit 5 in 56 stand for?
What does the digit 6 in 56 stand for?

Let's Learn

tens	ones
5	6

56 = 5 tens and 6 ones
There are 56 cubes.

The digit 5 in 56 stands for 50.
The digit 6 in 56 stands for 6.

Activity Time

Work in pairs.

What you need:

1. Think of a 2-digit number between 40 and 100.
2. Use and to show the number in tens and ones.
3. Ask your partner to write the number on a place-value chart.

Example

58

tens	ones
5	8

4. Take turns to repeat 1 to 3.

Guided Practice

1

66 = ☐ tens and ☐ ones

tens	ones
☐	☐

2

☐ = ☐ tens and ☐ ones

tens	ones
☐	☐

Lesson 3 Answers

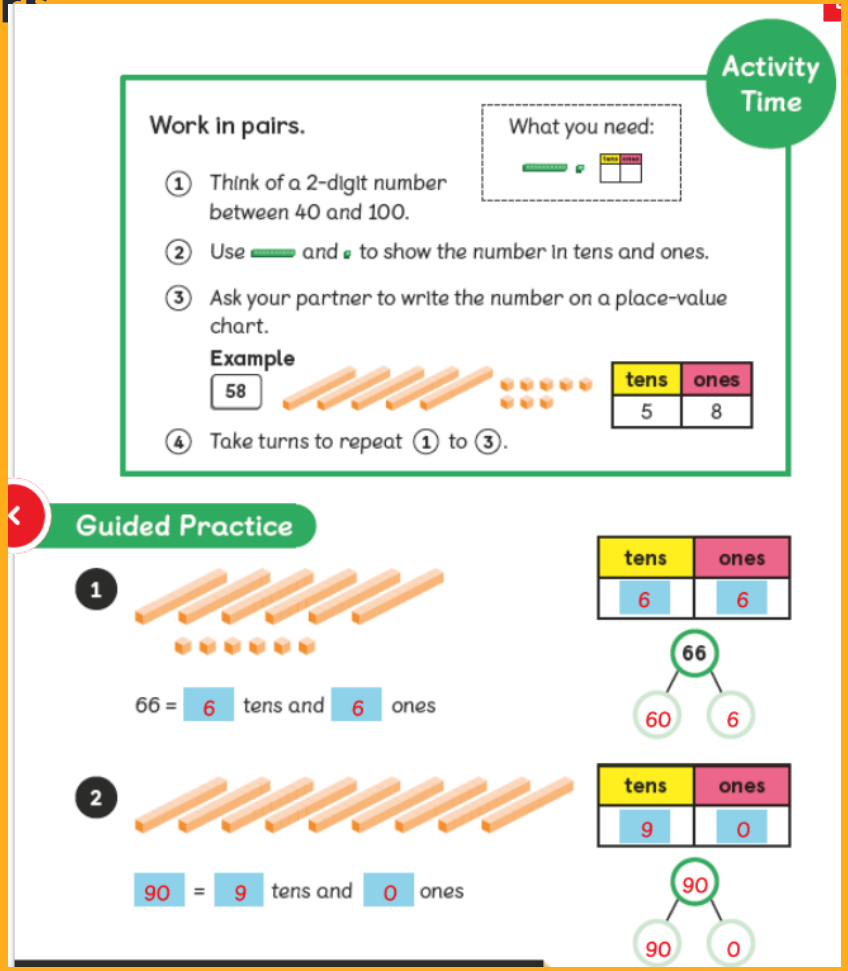

Activity Time

Work in pairs.

What you need:

1. Think of a 2-digit number between 40 and 100.
2. Use and to show the number in tens and ones.
3. Ask your partner to write the number on a place-value chart.

Example

58

tens	ones
5	8

4. Take turns to repeat 1 to 3.

Guided Practice

1

66 = 6 tens and 6 ones

tens	ones
6	6

66 → 60, 6

2

90 = 9 tens and 0 ones

tens	ones
9	0

90 → 90, 0

Lesson 4

2 Count in tens and ones.
Write the missing numbers.

(a)



45 = ☐ tens ☐ ones

tens	ones

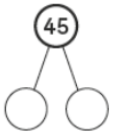

(b)

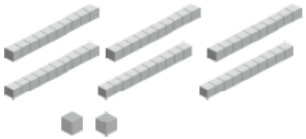

☐ = ☐ tens ☐ ones

tens	ones

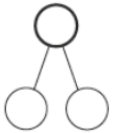

(c)



☐ = ☐ tens ☐ ones

tens	ones

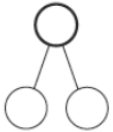

Lesson 4 answers

2 Count in tens and ones.
Write the missing numbers.

(a)



45 = 4 tens 5 ones

tens	ones
4	5

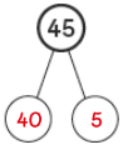

(b)

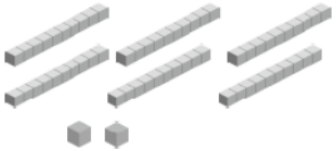

62 = 6 tens 2 ones

tens	ones
6	2

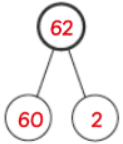

(c)



80 = 8 tens 0 ones

tens	ones
8	0

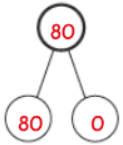

Lesson 5

3 Write the missing numbers.

(a)

tens	ones

43 = ☐ tens ☐ ones

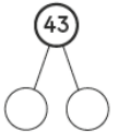

(b)

tens	ones

59 = ☐ tens ☐ ones

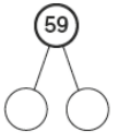

(c)



tens	ones

85 = ☐ tens ☐ ones

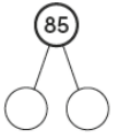

(d)

tens	ones

☐ = ☐ tens ☐ ones

(e)

tens	ones

☐ = ☐ tens ☐ ones

(f)

tens	ones

☐ = ☐ tens ☐ ones

Lesson 5 answers

3 Write the missing numbers.

(a)

tens	ones
4	3

43 = 4 tens 3 ones

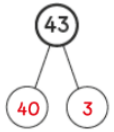

(b)

tens	ones
5	9

59 = 5 tens 9 ones

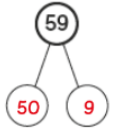

(c)



tens	ones
8	5

85 = 8 tens 5 ones

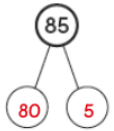

(d)

tens	ones
5	1

51 = 5 tens 1 ones

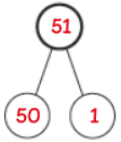

(e)

tens	ones
7	4

74 = 7 tens 4 ones

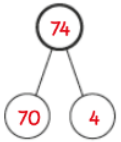

(f)

tens	ones
9	8

98 = 9 tens 8 ones

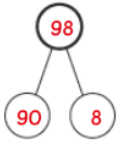

English- Lesson 1

Using Verbs

Choose the correct verb and write it in the space.

1. The dog _____ the cat up a tree. [read] [chased]
2. The bird _____ away. [flew] [drove]
3. Kuba _____ a chocolate ice cream. [wrote] [ate]
4. I _____ a movie. [listened] [watched]
5. Jenny _____ a book. [ate] [read]
6. The fish was _____. [climbing] [swimming]

Now write your own sentence using the verb 'ran'.

_____

_____

English- Lesson 2

Fill in the gaps using the right verb from the box.

eat	build	smile	play	cry
read	listen	talk	watch	sleep

1. We _____ with our toys and games.
2. I _____ when I am sad.
3. At school, we _____ to the teacher.
4. At night, I _____ in bed.
5. You can _____ on the phone.
6. I can _____ lots of books.
7. You can _____ a tower with bricks.
8. I _____ when I am happy.
9. We _____ films on the TV.
10. I _____ my lunch at school.

English- Lesson 3

Adjective Alphabet

Adjectives are describing words that are used to add more detail to nouns.

Can you think of an adjective for every letter of the alphabet?

a is for _____	n is for _____
b is for _____	o is for _____
c is for _____	p is for _____
d is for _____	q is for _____
e is for _____	r is for _____
f is for _____	s is for _____
g is for _____	t is for _____
h is for _____	u is for _____
i is for _____	v is for _____
j is for _____	w is for _____
k is for _____	x is for _____
l is for _____	y is for _____
m is for _____	z is for _____

English- Lesson 4

Bats

There are more than 950 different kinds of bat.

Bats can fly.

They have hair or fur on their bodies.

Fascinating Facts

Bats sleep in the day and are awake at night.

Bats can live to be 30 years old.

Bats sleep upside down so they can fly away quickly if they need to.

Where Do They Live?

Bats live in a roost.

They live where it is warm and dark, like in trees and caves.

What Do Bats eat?

Bats in the UK like to eat insects.

They can catch and eat them in the air.

Other bats eat fruit, flowers, fish, frogs, blood and even other bats!

1. How many different types of bats are there in the world?_____

2. What do bats do in the day?_____

3. How old can bats live to?_____

4. Why do bats sleep upside down?_____

5. Where do bats live?_____

6. What do bats in the UK eat?_____

English-

Lesson 5

Sort the Treasure

Write the real words in the treasure chest and the nonsense words in the bin.

ock

doll

kiff

voss

mess

lick

puff

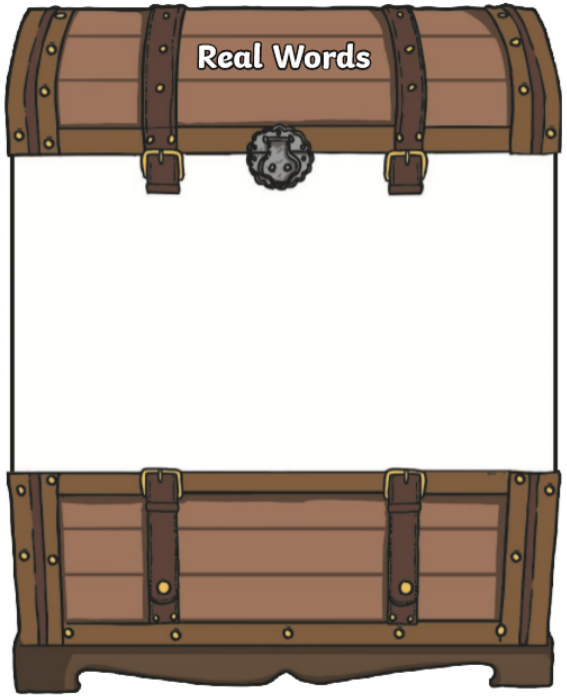

duck

will

goff

vaff

zock

muffin

yill

Scavenger hunt



Science Experiment

Dissolving

Which solids dissolve in water?

You Will Need

- Water (hot and cold)
- Transparent Containers
- Substances to try and dissolve; sand, sugar, salt, coffee etc

Method

1. Add a teaspoon of whichever solid you are testing to a glass of cold water and a glass of hot water, stir and observe the difference.
2. Look to see if the solid dissolves in the hot water and cold water and if one is better than the other.
3. Can you design a chart to record your observation?

The Science Bit

Things like salt, sugar and coffee dissolve in water. They are soluble. They usually dissolve faster and better in hot water. Pepper and sand are insoluble, they will not dissolve even in hot water.