

Griffin PS Learning Pack

EYFS



Remember to Tweet your
work daily:

@griffinprimary

Plus do not forget the daily
challenge:

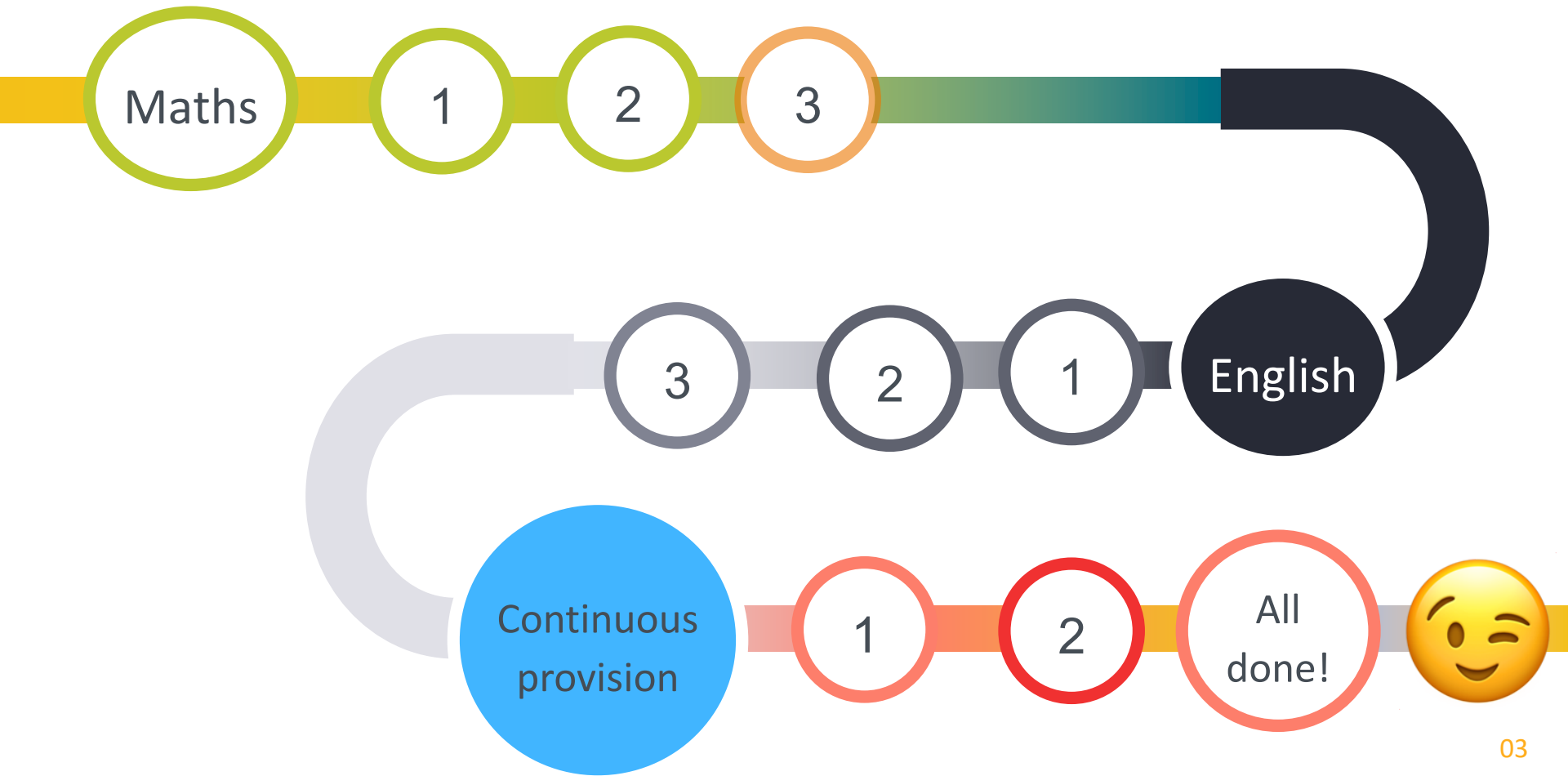
#gpsdailychallenge



Instructions for use

- **Work through the tasks, but remember to have breaks as you would do in school.**
- **Spend enough time to complete the task, but remember to have fun and time with your family too.**
- **We are still here to support you. Twitter is a great way to contact us.**
- **Remember to share your work with us on Tapestry.**







English

This week in English we will be...





Lesson 1

Book Scavenger Hunt

See if you can find a book with-

- *A character sleeping.
- *A happy character.
- *A part that makes you laugh.
- *A rainbow on a page.
- *A character being kind to another.

Reception-

Write a sentence about one of the things you found using your phonics.

Upload the pages onto Tapestry for us to see!



Lesson 2

Silly Sentences

Pick some objects from around your house and make it into a silly sentence. Get your adult to video you and upload it Tapestry.

Our example- The smelly **sock** did a dance with the **carrot** in a **cup**.

Reception-

Use your objects to create a short story.

Lesson 3


























Eye Spy-




























Play Eye Spy with your adult remembering to listen to the first sound carefully.

Reception- Make a list of the objects you and your adult spy using your phonics to help you.

My Phase 2 Sound Mat

s 	a 	t 	p 	i 	n 	m 	d 
g 	o 	c 	k 	ck 	e 	u 	r 
h 	b 	f 	ff 	l 	ll 	ss 	

My Phase 3 Sound Mat

j 	v 	w 	x 	y 	z 	zz 	qu 
ch 	sh 	th 	ng 	ai 	ee 	igh 	oa 
oo 	oo 	ar 	or 	ur 	ow 	oi 	ear 
air 	ure 	er 					



Maths



Lesson 1

Baking-

Follow a simple recipe to create something yummy.
Use the scales to weigh out the ingredients.

Tea Time Counting

If you don't fancy baking help your adult at tea time,
count out how many carrots, potatoes, knives and
forks you need.

Reception- Think about how many you would need if
one more person was to come?





Lesson 2

Tall and Short

Go around you house and find something taller/shorter than you.

Reception-

Find 3 objects and see if you can put them in the right order from shortest to tallest.




Lesson 3

Empty and Full

Using a bowl of water or at bath time see if you can make containers, cups or jugs, empty and full. Can you make them half full?

Reception-

Pour the water from one container into another, is it the same amount?





Continuous provision

This week.....



Lesson 1

Listening Hot and Cold-

You or your adult needs to hide something around the house and help you to find it by saying hot (close) or cold (far).

Challenge-

Try hunting with your eyes closed!





Lesson 2

My History-

Ask your adult if you can look at some old photos and talk about them. You might learn about a special family event or some achievements you have done growing up.

Reception- You could write a sentence about a photo using your phonics knowledge.



Treat yourself

Now you have completed all of the tasks and added you fabulous work on Tapestry use the link below to play some games. Well done.

<https://pbskids.org/sesame/games/elmos-world-games/>